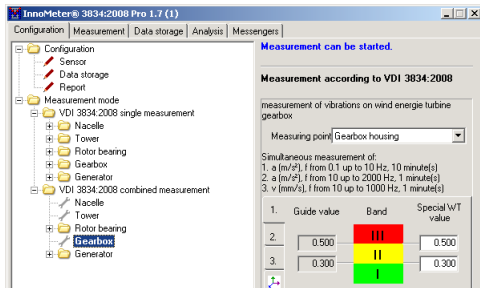




# InnoMeter® 3834 1.7

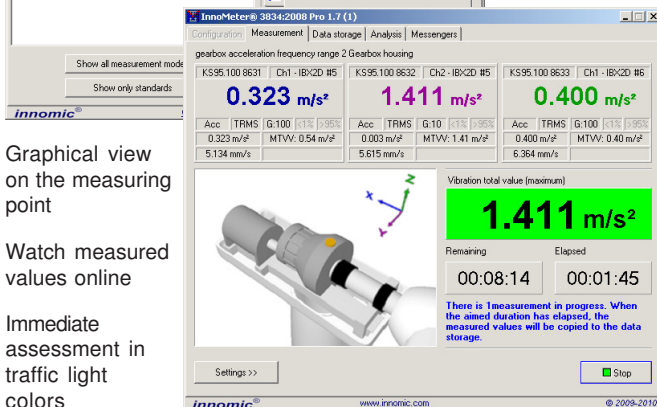
## Vibrations on Wind Energy Turbines

VibroMatrix®



Clearly arranged selection of the measurement mode

Combined measurements shorten the measurement duration



Graphical view on the measuring point

Watch measured values online

Immediate assessment in traffic light colors

### Application

The InnoMeter 3834 is designed for the measurement and evaluation of vibrations on wind energy turbines and its components acc. to VDI 3834.

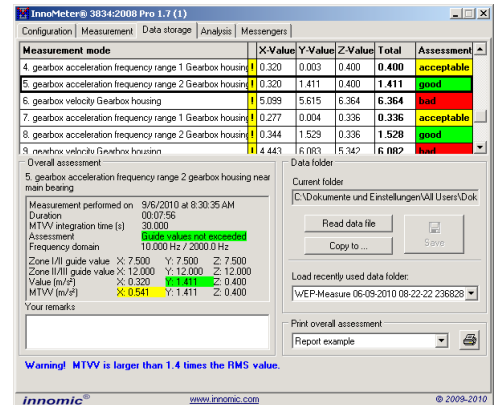
By means of this instrument, vibrations of structural components like housing and tower, but also of machine components like rotorbearing, gearbox and generator can be assessed.

Therefore, a triaxial vibration sensor is mounted at specified positions. By means of a signal converter type InnoBeamer, its signals are transmitted to the computer (e.g. notebook) on which the InnoMeter 3834 is running.

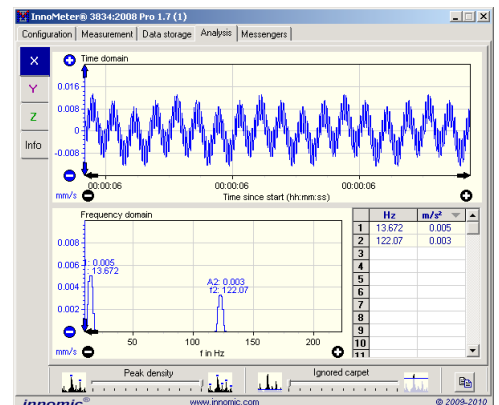
### Properties

The InnoMeter 3834 combines vibration measurement, assessment, presentation of the results incl. printing a report in one instrument. In addition, signals can be analyzed in detail in time and frequency domain in Pro version.

Results are assessed in traffic light colors already during the measurement. This assessment is based on reference values from VDI 3834, which can be also adjusted acc. to the plant. All measurements are transferred to the data storage automatically, which lists up the results in a clearly arranged table. You can look at each measure-



Automatic data storage



Detailed signal analysis in Pro version

ment in detail with all parameters once again. Furthermore, you can add your own remarks for each measurement.

Printing a report is carried out by mouse click. The report examples are freely adjustable, for instance with your own company logo.

WET vibration measurements can be carried out especially quick and effective with the InnoMeter 3834 since it masters **combined measurements**: Measurement modes at the same measuring point can be carried out simultaneously instead of tediously one after another. This way, measuring time is halved without relinquishing precision and more turbines can be measured per day than with usual equipment.

The VDI 3834 recommends measurements under stable conditions. Who wants to evaluate it? The InnoMeter 3834 features an objective monitoring technology and automatically indicates instable operational conditions. Thus there is safety for comparable measurement conditions.

# Technical Data

	InnoMeter 3834 Pro	InnoMeter 3834
<b>Signal Processing</b>		
Filter	Automatically adjusted: 0.1 .. 10 Hz, 10 .. 1000 Hz, 10 .. 2000 Hz, 10 .. 5000 Hz	
Measurands	Vibration acceleration in m/s <sup>2</sup> , vibration velocity in mm/s	
Parameter	Interval rms value of vibration acceleration and velocity, stability criterion	
Measurement duration	Acc. to VDI: 1 min / 10 min depending on the measurement mode	
<b>Graphical Presentation</b>		
Numeric Display	5 digits: 0.001 .. 99999	
Refresh	1 .. 4 times per second (centrally managed in InnoMaster)	
Status Indicators	Sensor, measuring channel, measurand, parameter, gain, underload, overload, stability	
Recommended Screen Resolution	From 800x600 pixels on	
<b>Data Acquisition, Storage and Presentation</b>		
Measurement Modes	Assessment acceleration / assessment velocity for housing, tower, rotorbearing, gearbox, generator	
Measurement	<ul style="list-style-type: none"> <li>- User guide</li> <li>- Choice of the measurement mode</li> <li>- Indication of elapsed and remaining measurement duration</li> <li>- Indication of the interval rms value for all axes incl. stability criterion</li> <li>- Indication of the vibration total value (maximum of the 3 axes)</li> </ul>	
Data Storage	<ul style="list-style-type: none"> <li>- Saving up to 100000 measurements per file</li> <li>- Indication of detailed data for the marked measurement</li> <li>- For each measurement, remarks can be noted</li> <li>- Save and reload measured values in CSV format</li> <li>- Printing reports about single event and about the complete data storage</li> <li>- Individual report examples can be configured</li> </ul>	
<b>Integrated Graphical Evaluations</b>		
Analysis Single Event	<ul style="list-style-type: none"> <li>- Signal course of vibration acceleration</li> <li>- Signal course of vibration velocity</li> <li>- Frequency analysis for vibration acceleration</li> <li>- Frequency analysis for vibration velocity</li> <li>- Amplitude list for frequency analysis</li> </ul>	-
<b>Event Notification</b>		
Extra Display	Display of total vibration value as well as evaluation of single measurement in traffic light colors	
Radio Switch	Binary signaling of single measurement's evaluation (good/bad)	
Digital Output	Binary signaling of single measurement's evaluation (good/bad)	
E-Mail	Transfer of total vibration value as well as evaluation of single measurement	
<b>Miscellaneous</b>		
Available as a Kit	VMSet-31P	VMSet-31
General Functions	Instrument is cloneable	

Changes without prior notice

September 2010

— D e u t s c h l a n d —

IDS Innomic  
Gesellschaft für Computer- und Messtechnik mbH  
Zum Buchhorst 25  
29410 Salzwedel

Tel. (03901) 305 99 50  
Fax (03901) 305 99 51  
email info@innomic.de  
Internet www.innomic.de

— I n t e r n a t i o n a l —

IDS Innomic GmbH  
Zum Buchhorst 25  
D-29410 Salzwedel  
Germany

Tel. +49 (3901) 305 99 50  
Fax +49 (3901) 305 99 51  
email info@innomic.de  
Internet www.innomic.com